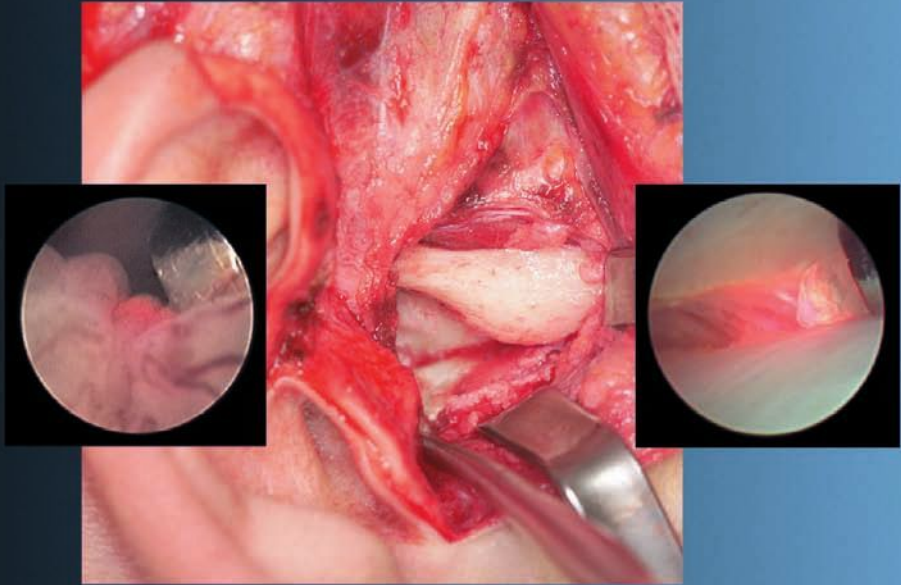


Arthroscopic and Open Temporomandibular Joint Surgery – Basics and New Horizons



A Hands-on Human Cadaver Dissection Course

Vienna, October 15th – 18th, 2008

Hospital for Cranio-Maxillofacial and Oral Surgery,
Medical University of Vienna, Austria
Head: Univ.-Prof. Dr. Dr. Rolf Ewers
In cooperation with S.O.R.G.



S.O.R.G.

Limited attendance – for further information, please contact:
www.sorg-group.com or sorg@klsmartin.com

GENERAL INFORMATION

Chairman:

Gerhard UNDT

Vienna, Austria

Speakers:

Lambert G.M. de BONT

Groningen, The Netherlands

Rolf EWERS

Vienna, Austria

Anders HOLMLUND

Stockholm, Sweden

Richard LOUKOTA

Leeds, Great Britain

Louis MERCURI

Chicago, U.S.A.

Dorrit NITZAN

Jerusalem, Israel

Wolfgang PUELACHER

Innsbruck, Austria

Salvatore SEMBRONIO

Udine, Italy

Daniel SPAGNOLI

Charlotte, U.S.A.

Gerhard UNDT

Vienna, Austria

Chi YANG

Shanghai, China

Topics:

- Disc displacement and degenerative joint disease
- Synovial chondromatosis
- Recurrent mandibular dislocation
- Posttraumatic deformity
- Autologous and alloplastic TMJ reconstruction
- Tissue engineering and cartilage regeneration
- Principles of TMJ arthroscopy and new techniques
- Open approach to the TMJ

GENERAL INFORMATION

Course concept:

Who should attend:

This course is designed for surgical specialists beginning their careers in temporomandibular joint surgery, as well as for those experienced in open or arthroscopic surgical techniques who wish to continue to refine their diagnostic and surgical abilities.

The participant can select between:

- Complete course attendance including a 4-hour hands-on cadaver section (limited attendance on Friday, October 17th, or Saturday, October 18th, 2008).
- Participation only to the scientific lectures on October 15th – 16th, 2008

Course language: English, no simultaneous translation will be provided.

Locations:

Scientific lectures on Wednesday, Oct. 15th and Thursday, Oct. 16th, 2008:
Gesellschaft der Aerzte in Wien – Billrothhaus, Frankgasse 8, A-1090 Vienna

Cadaver Workshops on Friday, Oct. 17th or Saturday, Oct. 18th 2008:
Institute of Anatomy, Waehringer Str. 13, A-1090 Vienna

GENERAL INFORMATION

Participation Fees:

- Complete participation including workshop attendance
Surgeons: 990.00 € Surgeons in training: 800.00 €
- Without workshop attendance
Surgeons: 600.00 € Surgeons in training: 450.00 €

Early bird discount:

We credit the receipt of your payment before July 31st, 2008 with a discount of 10% on the above mentioned prices.

EACMFS Accreditation:

This course is pending for EACMFS credits.

Hotel Recommendation:

Hotel Arcotel Boltzmann ****

Boltzmanngasse 8

A-1090 Vienna

Phone: +43-1-316 12-0

E-Mail: Boltzmann@arcotel.co.at

Hotel Mercure Josefshof****

Josefsgasse 4-6

A-1080 Vienna

Phone: +43-1-404 19

E-Mail: info@josefshof.com

Hotel Arcotel Wimberger ****

Neubaugürtel 34-36,

A-1070 Vienna

Phone: +43-1-521 65-0

E-Mail: wimberger@arcotel.at

Hotel Regina ***

Rooseveltplatz 15

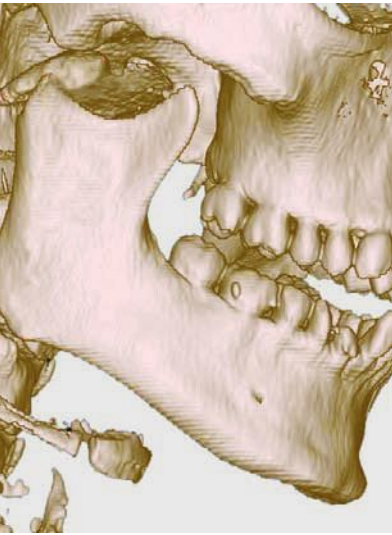
A-1090 Vienna

Phone: +43-1-404 46-0

E-Mail: eva.kremslehner@kremslehnerhotels.at

We kindly ask you to make your reservation directly at the hotel.
Please refer to the Vienna TMJ congress for special conditions.

Oral & Maxillofacial Surgery



The ultimate instrument set
for various treatment options
and accesses of T.M.J. fractures
and disorders.

Functional, ergonomic and
comprehensive.

Surgical Innovation is our Passion.

KLS martin
GROUP

1ST DAY – SCIENTIFIC LECTURES

Billrothhaus – Gesellschaft der Aerzte in Wien
(Wednesday, October 15th, 2008)

08:00-09:00	Registration	
09:00	Welcome Address	<i>Ewers</i>
09:05	Introduction and historical overview	<i>Undt</i>
09:20	Functional anatomy of the TMJ	<i>Loukota</i>
09:50	The biologic base of TMJ disorders and rationale for surgery	<i>de Bont</i>
10:30	Discussion	
10:40-11:00	Coffee break	
11:00	Remodelling of the TMJ	<i>Ewers</i>
11:20	Discussion	
11:25	Disc derangements of the TMJ – a tissue-based characterization and implications for surgical treatment	<i>Holmlund</i>
11:45	Discussion	
11:50	Arthroscopic and open disc repositioning	<i>Yang</i>
12:20	Discussion	
12:30-13:30	Lunch	
13:30	Arthroscopic surgery of the upper and lower joint space	<i>Undt</i>
14:00	Discussion	
14:05	The controversy about discectomy	<i>Holmlund</i>
14:25	Discussion	
14:30	Arthroscopic discectomy	<i>Spagnoli</i>
14:45	Discussion	
14:50	Arthrocentesis – incentives for using this minimal invasive approach for temporomandibular disorders	<i>Nitzan</i>
15:20	Discussion	
15:25	Arthrocentesis and disc position	<i>Sembronio</i>
15:35	Discussion	
15:40-16:00	Coffee break	

16:00	Round table discussion: How important is disc position?	
16:30	Autologous and alloplastic TMJ reconstruction	<i>Mercuri</i>
17:00	Discussion	
17:05	A non-invasive way to treat malocclusion caused by loss in condyle vertical dimension	<i>Nitzan</i>
17:30	Discussion	
17:35	Surgical management of recurrent mandibular dislocation	<i>Undt</i>
17:55	Discussion	
18:00	End of day 1	

2ND DAY – SCIENTIFIC LECTURES

Billrothhaus – Gesellschaft der Aerzte in Wien
(Thursday, October 16th, 2008)

09:00	Navigation and telenavigation for TMJ surgery	<i>Ewers</i>
09:25	Discussion	
09:30	Arthroscopic assistance for open TMJ surgery	<i>Undt</i>
09:55	Discussion	
10:00	Open and arthroscopic TMJ surgery – the Udine experience	<i>Sembronio</i>
10:25	Discussion	

10:30-10:50 **Coffee break**

Special topic: Cartilage regeneration and tissue engineering

10:50	Experimental study on arthroscopic auricular cartilage transplantation	<i>Yang</i>
11:10	Discussion	
11:15	Reconstruction of joint surfaces with extracorporally augmented autologous chondrocytes in case of TMJ ankylosis	<i>Undt</i>
11:35	Discussion	
11:40	Tissue engineering of the articular disc	<i>Puelacher</i>
12:00	Discussion	
12:05	Liposomes as potential biolubricants for friction and wear reduction in human synovial joints	<i>Nitzan</i>
12:25	Discussion	

12:30-13:30 **Lunch**

13:30	The role of subchondral bone in the initiation of osteoarthritis as observed in new animal models	<i>Nitzan</i>
13:55	Discussion	
14:00	Osteodistraction of the mandibular ramus	<i>Spagnoli</i>
14:25	Discussion	

Special topic: Management of synovial chondromatosis

14:30	Synovial chondromatosis	<i>Holmlund</i>
14:55	Discussion	
15:00	Septic arthritis as possible cause of TMJ chondromatosis	<i>Yang</i>
15:15	Discussion	
15:20-15:40 Coffee break		

Introduction to the hands-on workshop

15:40	The pre-auricular, transoral and retromandibular approach to the mandibular ramus and the TMJ	<i>Loukota</i>
16:25	Discussion	
16:30	Portals of entry and puncturing techniques in arthroscopic TMJ surgery	<i>Undt</i>
16:55	Discussion	
17:00	Avoiding complications in open TMJ surgery	<i>Mercuri</i>
17:25	Discussion	
17:30	Avoiding complications in arthroscopic TMJ surgery	<i>Undt</i>
17:50	Discussion	
18:00	End of day 2	

HANDS-ON WORKSHOP SESSIONS

Institute of Anatomy Medical University of Vienna

Limited attendance hands-on workshop

Participants selecting the complete participation including the 4-hour hands-on cadaver section can choose one of the following options:

Friday, October 17th, 2008

08:00 – 12:00 **Group A**

12:00 – 13:00 A light lunch and beverages will be offered to both groups

Or alternatively:

13:00 – 17:00 **Group B**

Or alternatively:

Saturday, October 18th, 2008

08:00 – 12:00 **Group C**

12:00 – 13:00 A light lunch and beverages will be offered to both groups

Or alternatively:

13:00 – 17:00 **Group D**

Please mark on your registration form, which group you want to join. Each group is limited to a maximum of 16 participants. **The fees are based on two attendees per videoarthroscopy unit and per fresh human cadaveric specimen (one joint for each participant).** As the number of cadaveric specimens is limited, attendees will be selected on a first registered, first accepted basis.

GENERAL INFORMATION

Registration and Information:

S.O.R.G. Secretary
Mr. Oliver Scheunemann
Secretary Mrs. Kerstin Braun
c/o Gebrueder Martin GmbH & Co. KG
Ludwigstaler Str. 132
D-78532 Tuttlingen

Tel.: ++49(0)7461/706-216
Fax: ++49(0)7461/706-350

www.sorg-group.com

Participant Fees:

- Complete participation including workshop attendance
Surgeons: 990.00 € Surgeons in training: 800.00 €
- Without workshop attendance
Surgeons: 600.00 € Surgeons in training: 450.00 €

Early bird discount:

We credit the receipt of your payment before July 31st, 2008 with a discount of 10% on the above mentioned prices.

Please pay in advance by bank transfer or indicate your credit card details (only Mastercard or Visa accepted)

Bank: Kreissparkasse Tuttlingen
Account No. 10234
Bank Code: 643 500 70
IBAN: DE 15 6435 0070 0000 0102 34
BIC: SOLADE S1 TUT

Please indicate as reference: "Vienna – October 2008"

Registration Form:

for the Symposium

Arthroscopic and Open Temporomandibular Joint Surgery – Basics and New Horizons, Vienna, October 15th – 18th, 2008

Payable in advance: (Please indicate: "Vienna - October 2008")

by Bank Transfer

Bank: Kreissparkasse Tuttlingen
Account No: 10234 Bank Code: 643 500 70
IBAN: DE 15 6435 0070 0000 0102 34
BIC: SOLADE S1 TUT

by Credit Card

Visa Mastercard

Card Holder: _____

Card No: _ _ _ _ _ _ _ _ _ _

Expiration Date: _ _ / _ _

Signature: _____

Please return this form to:

S.O.R.G. Secretary
Mr. Oliver Scheunemann
c/o Gebrüder Martin GmbH & Co. KG
Postfach 60
D - 78501 Tuttlingen

Please type/print your name and address:

Title	First name	Family name
-------	------------	-------------

Hospital

Address

City	Country
------	---------

Phone No.	Fax No.
-----------	---------

E-Mail

I want to register:

Complete participation including workshop attendance

Surgeons: 990.00 €

Surgeons in training: 800.00 €

* Early Bird: 890.00 €

* Early Bird: 720.00 €

For the practical hands-on session, I prefer

Group A: On Friday, October 17th, 2008, 08:00 – 12:00

Alt. Group B: On Friday, October 17th, 2008, 13:00 – 17:00

Alt. Group C: On Saturday, October 18th, 2008, 08:00 – 12:00

Alt. Group D: On Saturday, October 18th, 2008, 13:00 – 17:00

Without workshop attendance

Surgeons: 600.00 €

Surgeons in training: 450.00 €

* Early Bird: 540.00 €

* Early Bird: 405.00 €

My current status is:

Surgeon


Surgeon in training

(Please provide a written notification issued by the head of your institution!)

***Early bird discount:**

We credit the receipt of your payment before July 31st, 2008
with a discount of 10% on the above mentioned prices.

Oral & Maxillofacial Surgery



A Revolution in Cranio-Maxillofacial Osteosynthesis

SonicWeld Rx[®]

Experience all benefits of a unique and revolutionary osteosynthesis technique:

- 100% amorphous and biodegradable thanks to pure PDLLA
- Highest stability thanks to cortical as well as cancellous anchorage and immediate locking between PDLLA pin and plate
- Simple to use and easy handling thanks to ultrasonic driven introduction of the resorbable materials

Surgical Innovation is our Passion.

KLS martin
GROUP