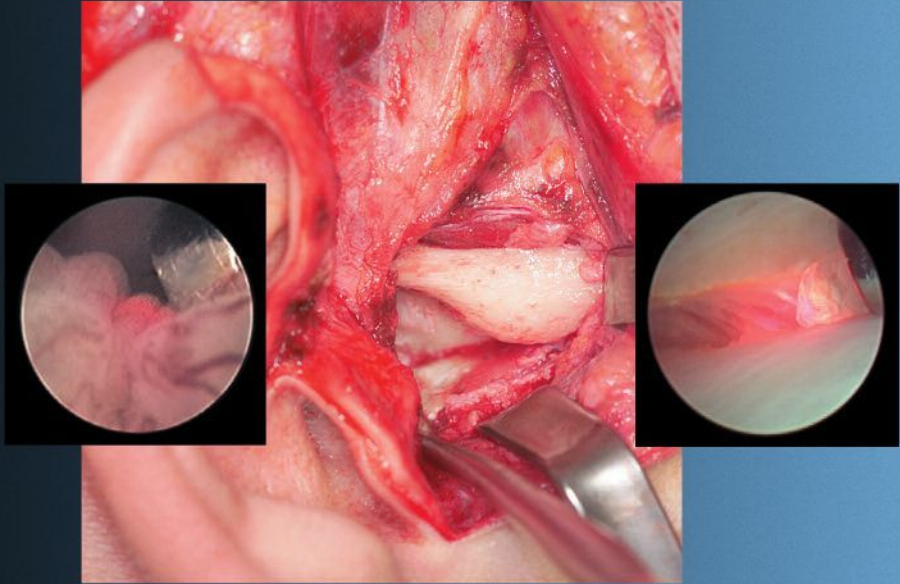


Arthroscopic and Open Temporomandibular Joint Surgery – Basics and New Horizons



A Hands-on Human Cadaver Dissection Course

Vienna, October 11th – 14th, 2009

Hospital for Cranio-Maxillofacial and Oral Surgery,
Medical University of Vienna, Austria
Head: Univ.-Prof. Dr. Dr. Rolf Ewers
In cooperation with S.O.R.G.



S.O.R.G.

Limited attendance – for further information, please contact:
www.sorg-group.com or sorg@klsmartin.com

GENERAL INFORMATION

Chairman:

Gerhard UNDT

Vienna, Austria

Speakers:

Lambert G.M. de BONT

Groningen, The Netherlands

Piero CASCONI

Rome, Italy

Francois CHEYNET

Marseille, France

Cyrille CHOSSEGROS

Marseille, France

Uwe ECKELT

Dresden, Germany

Rolf EWERS

Vienna, Austria

Joseph P. McCain

Miami, U.S.A.

Dorrit NITZAN

Jerusalem, Israel

Peter QUINN

Philadelphia, U.S.A.

Gerhard UNDT

Vienna, Austria

Topics:

- Principles of TMJ arthroscopy and new techniques
- Open approaches to the TMJ
- Disc displacement and degenerative joint disease
- Posttraumatic deformity
- Autologous and alloplastic TMJ reconstruction
- Management of condylar hyperplasia
- Management of complications in TMJ surgery

GENERAL INFORMATION

Course concept:

Who should attend:

This course is designed for those surgical specialists beginning their careers in temporomandibular joint surgery, as well as those experienced in open or arthroscopic surgical techniques who wish to continue to refine their diagnostic and surgical abilities.

The participant can select between:

- Complete course attendance including a 4-hour hands-on cadaver section (limited attendance on Tuesday, October 13th, or Wednesday, October 14th, 2009)
- Participation only to the scientific lectures on October 11th and 12th, 2009

Course language: English, no simultaneous translation will be provided.

Locations:

Scientific lectures on Sunday, Oct. 11th and Monday, Oct. 12th, 2009:
Palais Auersperg, Auerspergstrasse 1, A-1080 Vienna

Cadaver Workshops on Tuesday, Oct. 13th or Wednesday, Oct. 14th 2009:
Institute of Anatomy, Waehringerstrasse 13, A-1090 Vienna

GENERAL INFORMATION

Participation Fees:

- Complete participation including workshop attendance
Surgeons: 1,100.00 € Surgeons in training: 900.00 €
- Without workshop attendance
Surgeons: 700.00 € Surgeons in training: 500.00 €

Early bird discount:

We credit the receipt of your payment before July 31st, 2009 with a discount of 10% on the above mentioned prices.

EACMFS Accreditation:

This course is pending for EACMFS credits.

Hotel Recommendation:

Hotel de France*****

Schottenring 3

A-1010 Vienna

Phone: +43-1-313 68-0

Fax: +43-1-319 59 69

E-mail: defrance@austria-hotels.at

Hotel Mercure Josefshof*****

Josefsgasse 4-6

A-1080 Vienna

Phone: +43-1-404 19

E-Mail: H2806@accor.com

Hotel Regina****

Rooseveltplatz 15

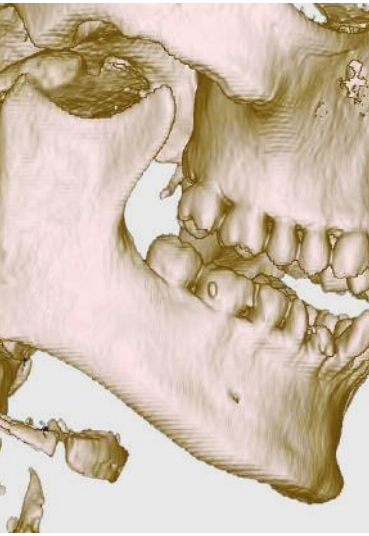
A-1090 Vienna

Phone: +43-1-404 46-0

E-Mail: regina@kremsehnerhotels.at

We kindly ask you to make your reservation directly at the hotel.
Please refer to the S.O.R.G. Vienna TMJ Course for special conditions.

Oral & Maxillofacial Surgery



The ultimate instrument set
for various treatment options
and accesses of T.M.J. fractures
and disorders.

Functional, ergonomic and
comprehensive.

Surgical Innovation is our Passion.

KLS martin
GROUP

1ST DAY – SCIENTIFIC LECTURES

Palais Auersperg, Auerspergstrasse 1, A-1080 Vienna
Sunday, October 11th, 2009

08:00 – 09:00	Registration	
09:00 – 09:05	Welcome Address	<i>Ewers</i>
09:05 – 09:10	Introduction	<i>Undt</i>
09:10 – 09:40	Functional anatomy of the TMJ	<i>Eckelt</i>
09:40 – 10:00	Arthroscopic anatomy of the TMJ	<i>McCain</i>
10:00 – 10:20	Discussion	
10:20 – 10:50	Coffee break	
10:50 – 11:30	The biologic base of TMJ disorders and rationale for surgery	<i>de Bont</i>
11:30 – 11:50	Remodelling of the TMJ	<i>Ewers</i>
11:50 – 12:20	Arthrocentesis - incentives for using this minimal invasive approach for temporomandibular disorders	<i>Nitzan</i>
12:20 – 12:40	Discussion	
12:40 – 13:40	Lunch	
13:40 – 14:10	Arthroscopic management of internal derangement	<i>McCain</i>
14:10 – 14:50	Arthroscopic and arthroscopy assisted surgery of the upper and lower joint space	<i>Undt</i>
14:50 – 15:10	Discussion	
15:10 – 15:40	Coffee break	
15:40 – 16:00	Navigation and telenavigation for TMJ surgery	<i>Ewers</i>
16:00 – 16:40	Open surgery for internal derangements	<i>Quinn</i>
16:40 – 17:00	Discussion	
17:00	End of day 1	

2ND DAY – SCIENTIFIC LECTURES

Palais Auersperg, Auerspergstrasse 1, A-1080 Vienna
Monday, October 12th, 2009

09:00 – 09:40	Functional open arthroplasty of the TMJ	<i>Cascone</i>
09:40 – 10:00	Discussion	
10:00 – 10:30	Coffee break	
10:30 – 11:00	Diagnosis and treatment of condylar hyperplasia	<i>Quinn</i>
11:00 – 11:40	A non-invasive way to treat malocclusion caused by loss in condyle vertical dimension	<i>Nitzan</i>
11:40 – 12:00	Discussion	
12:00 – 13:00	Lunch	
13:00 – 13:30	Biologic reconstruction in case of TMJ ankylosis	<i>Cheyne/Chossegros</i>
13:30 – 14:10	Alloplastic reconstruction in case of TMJ ankylosis	<i>Quinn</i>
14:10 – 14:30	Discussion	
14:30 – 15:00	Coffee break	

Introduction to the hands-on workshop

15:00 – 15:20	The preauricular approach to the TMJ	<i>Eckelt</i>
15:20 – 15:50	Portals of entry and puncturing techniques for TMJ arthroscopy	<i>McCain</i>
15:50 – 16:10	Management of complications following open TMJ surgery	<i>Quinn</i>
16:10 – 16:30	Management of complications following arthroscopic TMJ surgery	<i>McCain</i>
16:30 – 17:00	Final discussion	
17:00	End of day 2	

HANDS-ON WORKSHOP SESSIONS

Institute of Anatomy, Medical University of Vienna
Waehringstrasse 13, A-1090 Vienna

Limited attendance hands-on workshop

Participants selecting the complete participation including the 4-hour hands-on cadaver section can choose one of the following options:

Tuesday, October 13th, 2009

08:00 – 12:00 **Group A**

12:00 – 13:00 A light lunch and beverages will be offered to both groups

Or alternatively:

13:00 – 17:00 **Group B**

Wednesday, October 14th, 2009

08:00 – 12:00 **Group C**

12:00 – 13:00 A light lunch and beverages will be offered to both groups

Or alternatively:

13:00 – 17:00 **Group D**

Please mark on your registration form, which group you want to join. Each group is limited to a maximum of 16 participants. The fees are based on **two attendees per video-arthroscopy unit and per fresh human cadaveric specimen (one joint for each participant)**. As the number of cadaveric specimens is limited, attendees will be selected on a first registered, first accepted basis.

Biological hazard

Since this course includes dissection on fresh cadavers, the risk of injuries and/or infections cannot be totally excluded. Therefore participants have to check that their compulsory vaccinations are in order and that their insurance company will take in charge the possible injuries and complications that may occur during the workshops.

In order to relieve the course organizers of any responsibility, participants are asked to sign the certificate and disclaimer at the registration desk upon arrival.

Usual protections (masks, surgical gloves, coats, caps) will be provided. However, protection glasses will not be provided and participants are invited to bring their own ones.

Registration Form:

for the Symposium

Arthroscopic and Open Temporomandibular Joint Surgery – Basics and New Horizons, Vienna, October 11th – 14th, 2009

Payable in advance: (Please indicate: "Vienna - October 2009")

by Bank Transfer

Bank: Kreissparkasse Tuttlingen
Account No: 10234 Bank Code: 643 500 70
IBAN: DE 15 6435 0070 0000 0102 34
BIC: SOLADE S1 TUT

by Credit Card

Visa Mastercard

Card Holder: _____

Card No: _____

Expiration Date: ____ / ____

Signature: _____

Please return this form to:

S.O.R.G. Secretary
Mr. Oliver Scheunemann
c/o Gebrüder Martin GmbH & Co. KG
Postfach 60
D - 78501 Tuttlingen

Please type/print your name and address:

Title First name Family name

Hospital

Address

City Country

Phone No. Fax No.

E-Mail



I want to register:

Complete participation including workshop attendance

Surgeons: 1,100.00 € Surgeons in training: 900.00 €

* Early Bird: 900.00 € * Early Bird: 810.00 €

For the practical hands-on session, I prefer

Group A: On Tuesday, October 13th, 2009, 08:00 – 12:00

Alt. Group B: On Tuesday, October 13th, 2009, 13:00 – 17:00

Alt. Group C: On Wednesday, October 14th, 2009, 08:00 – 12:00

Alt. Group D: On Wednesday, October 14th, 2009, 13:00 – 17:00

Without workshop attendance

Surgeons: 700.00 € Surgeons in training: 500.00 €

* Early Bird: 630.00 € * Early Bird: 450.00 €

My current status is:

Surgeon

Surgeon in training

(Please provide a written notification issued by the head of your institution!)

* Early bird discount:

We credit the receipt of your payment before July 31st, 2009
with a discount of 10% on the above mentioned prices.

Registration cancellation policy:

All cancellations must be faxed, sent by e-mail or post-marked.

Refund of registration fees will be as follows:

Until and including July 1st, 2009 – 100% refund (less a € 50 handling fee)

Postmarked from July 2nd, 2009 – 50% refund

No refund on cancellations after August 31st, 2009

Disclaimer:

The course organizers assume no liability for personal injuries sustained
or for loss or damage to property belonging to course participants.



GENERAL INFORMATION

Registration and Information:

S.O.R.G. Secretary
Mr. Oliver Scheunemann
Secretary Mrs. Kerstin Braun
c/o Gebrueder Martin GmbH & Co. KG
Ludwigstaler Str. 132
D-78532 Tuttlingen

Tel.: ++ 49 (0) 7461 / 706-216

Fax: ++ 49 (0) 7461 / 706-350

www.sorg-group.com

Please pay in advance by bank transfer or indicate your credit card details (only Mastercard or Visa accepted)

Bank: Kreissparkasse Tuttlingen
Account No. 10234
Bank Code: 643 500 70
IBAN: DE 15 6435 0070 0000 0102 34
BIC: SOLADE S1 TUT

Please indicate as reference: "Vienna – October 2009"

Registration cancellation policy:

All cancellations must be faxed, sent by e-mail or post-marked.

Refund of registration fees will be as follows:


Until and including July 1st, 2009 – 100% refund (less a € 50 handling fee)

Postmarked from July 2nd, 2009 – 50% refund

No refund on cancellations after August 31st, 2009

Disclaimer:

The course organizers assume no liability for personal injuries sustained or for loss or damage to property belonging to course participants.



A Revolution in Cranio-Maxillofacial Osteosynthesis

SonicWeld Rx[®]

Experience all benefits of a unique and revolutionary osteosynthesis technique:

- 100% amorphous and biodegradable thanks to pure PDLLA
- Highest stability thanks to cortical as well as cancellous anchorage and immediate locking between PDLLA pin and plate
- Simple to use and easy handling thanks to ultrasonic driven introduction of the resorbable materials

Surgical Innovation is our Passion.

KLS martin
GROUP